



High-Bay

DATE _____ TYPE _____

FIRM NAME _____

PROJECT _____

COMMENTS _____

INTENDED USE

The Sharp DL-HB9JP8 Series High-Bay for ambient lighting.

APPLICATION

The DL-HB9JP8 Series luminaire is a high efficacy LED lighting solution perfectly suited for high-bay applications.

CONSTRUCTION

The housing consists of a durable extruded aluminum body assembled with a highly conductive extruded aluminum heat sink.

OPTIC

Durable, high efficiency glass optic ensures long life performance.

LED DRIVER

High Efficiency, long life driver.

PERFORMANCE SUMMARY

- Delivered Lumens (nom) 21,500 lm
- Efficacy 93 lm/W
- Color Accuracy (CRI) 71
- Red Color Saturation (R9) 15
- Color Appearance (CCT) 5000K
- Color Accuracy (SDCM) <3 SDCM
- Center Beam Candelpower (CBCP) 7625 cd
- Distribution Zonal Lumen Density 0-180 1.3
- Distribution Zonal Lumen Density 90-270 1.3
- Input Power 235W
- Input Voltage 480V
- Surge Class A C62.41
- EMI FCC Compliant

WEIGHT

29.5 lbs

CERTIFICATIONS/LISTINGS

Dry Locations.



WARRANTY

5 year limited warranty

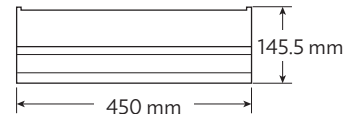
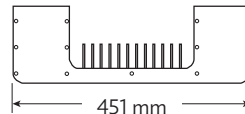
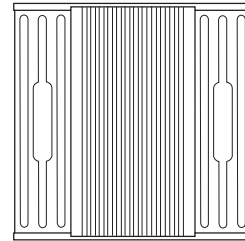
RATED LIFE

Calculated Lumen Maintenance, L₇₀ > 100,000 hrs*

*Calculated using TM-21 Calculator based on 6,000 hrs of testing.

Subject to change without notice.

DL-HB9JP8 High-Bay



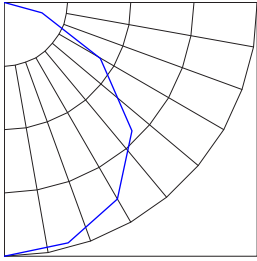
**MADE IN MEMPHIS, TN
FROM DOMESTIC & IMPORTED PARTS**

High-Bay

LED: 5000 K, 71 CRI

System Delivered Lumens: 21,768 lm

Fixture Efficacy: 93 lm/W



	0	90
0	7625	7625
15	7471	7411
30	6812	6687
45	5447	5333
60	3349	3321
75	1184	1131
90	10	15

Zone	Lumens	% Fixt
0°-30°	6028	28
0°-60°	17650	81
0°-90°	21768	100
90°-180°	0	0
0°-180°	21768	100

Effective Floor Cavity Reflectance 0.20										
RC	80%			70%			50%			
	RW	70%	50%	30%	50%	30%	10%	50%	30%	10%
0	119	119	119	116	116	116	111	111	111	111
1	107	101	96	99	94	90	95	91	87	87
2	96	87	79	85	78	72	81	75	70	70
3	87	75	66	74	65	59	71	64	58	58
4	79	66	57	65	56	49	62	54	48	48
5	72	59	49	57	48	42	55	47	41	41
6	66	52	43	51	42	36	49	41	35	35
7	61	47	38	46	37	31	44	36	31	31
8	57	42	33	42	33	27	40	32	27	27
9	53	38	30	38	30	24	37	29	24	24
10	49	35	27	35	27	21	34	26	21	21

Ra	71
R1	70
R2	72
R3	70
R4	78
R5	71
R6	60
R7	81
R8	67
R9	15
R10	30
R11	74
R12	33
R13	68
R14	83
R15	68

PERFORMANCE COMPARISON

Luminaire Type	Delivered Lumens (lm)	Luminaire Efficacy (lm / W)	Input Power (W)	Power Saved per Luminaire (W)	Rated Lamp Life (hr)
SHARP DL-HB9JP8	21,768	93	235	-	100,000
400 MH (typical)	21,000	48	442	207	20,000
6x 54W T5 (typical)	17,130	52	330	95	25,000



SHARP ELECTRONICS CORPORATION
 Sharp Plaza Blvd., Memphis, TN 38193
 1-877-312-5331 • Email: LEDsupport@sharpusa.com
 www.sharpledighting.com

